



Tritlington First School Remote Education Guide Early Years / Year 1

This document explains how to access remote education for children in Nursery and Reception (EYFS) and Year One.

Our intention is to provide a broad range of activities that are linked to our school curriculum and the learning that is planned for each class.

Tapestry



Tapestry will continue to be used to set work, post recorded stories and lessons and for a more tailored curriculum to suit the needs of the individual pupil.

Please communicate with your class teacher directly on tapestry and submit your child's work, photographs etc to allow teachers to give feedback to your child and for their work to be added to their learning journals in school.

School Website



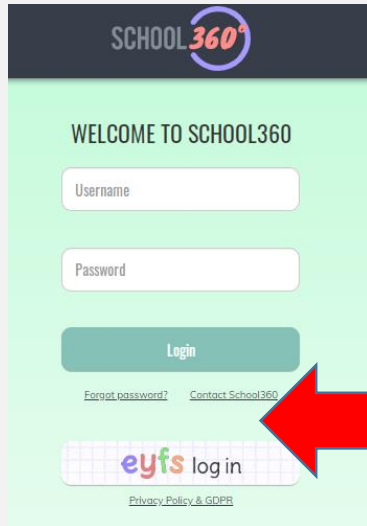
Check the class pages on our website. Each class has its own page with a 'Learning at Home' Tab. Teachers will add useful links and tips to support learning at home.



Tritlington First School Remote Education Guide Early Years / Year 1

School 360 online platform

The home page looks like this.

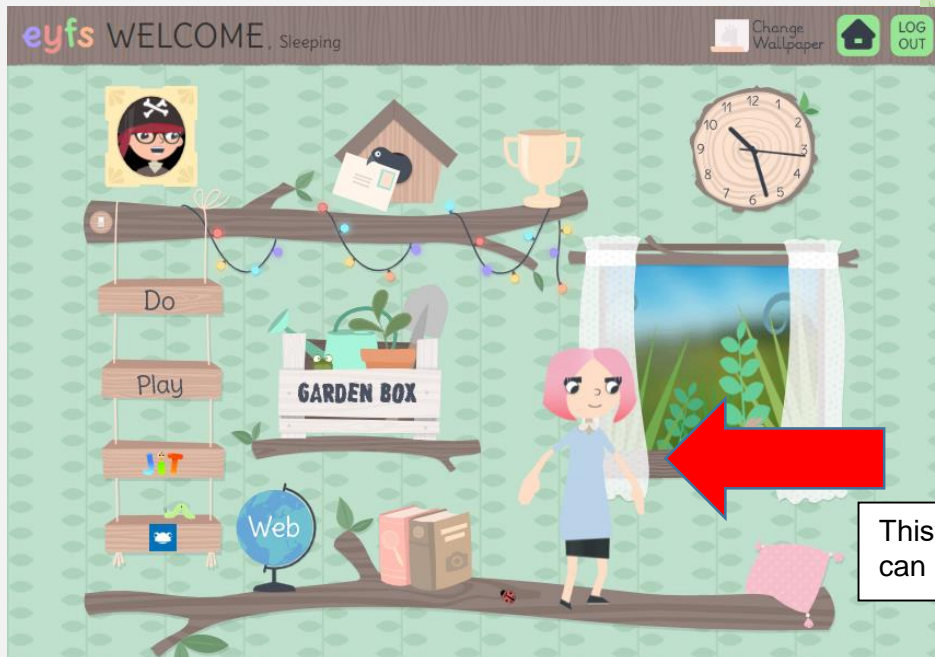
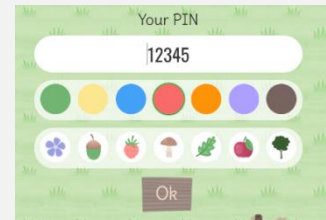


Pupils in Nursery and Reception will use the EYFS login

Your child's login details

This will be a combination of a number, a colour and an object – see the example:

The EYFS pupil page looks like this:



This is your child's avatar. They can click on this to personalise it.



Tritlington First School Remote Education Guide Early Years / Year 1

Phonics

Daily phonics practise is essential for pupils in Nursery, Reception and Year One. Phonics Play have a free subscription to lots of useful activities.

You can access the site here by clicking the image. Your class teacher will tell you which Phonics Phase you could practise.



Reading at home

Regular reading is extremely important and we would encourage you to read regularly with your child. Encourage them to re-read familiar books for fluency and practise phonics and tricky words daily.

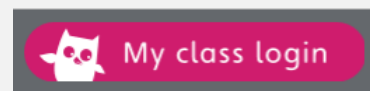


We have set up a subscription to Oxford Owl where you can also access some e-books.

website:

<https://www.oxfordowl.co.uk/> Then click on this icon:

You can access them via this

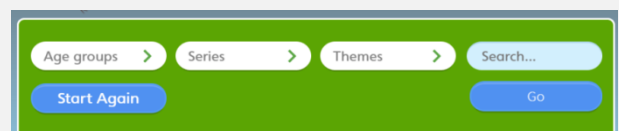


Enter your class username and password

Oxford Owl Class User Names and Passwords will be sent home on a separate email



You will then enter a page with these tabs



Select e Books - My bookshelf icon. Then you can filter and search by your child's age, reading series or theme.



Tritlington First School Remote Education Guide Early Years / Year 1

Maths

Numbots

From the innovators who bring you Times Tables Rock Stars, comes a highly engaging platform for learning to add and subtract.

<https://play.numbots.com/#/intro>



Times Tables Rockstars



(FOR YEAR ONE CHILDREN ONLY) Access Times Tables Rockstars with your usual login! This is a fun and engaging way to practise these key maths facts. Watch out for local competitions, you can represent Tritlington School.

<https://trockstars.com/>

The teaching staff have a School360 email address which they use when they are arranging remote learning. This School360 email address is for use regarding remote learning only, when your child is learning at home.

Please only contact staff during working hours and bear in mind that if school is open for other pupils, they will also be teaching during the day so you may not get an immediate response. If you wish to email a class teacher about any other issue, please use the school admin email address as usual.

jill.odell@school360.co.uk Nursery, Reception and Year 1 Leader

Please bear in mind that our staff will also be working in school, during the day, with the pupils of key workers, or they may be unwell themselves so you may not get an immediate response. If you do not get a response within 24 hours, then redirect your message to our admin e-mail address: admin@tritlington.northumberland.sch.uk

Your child's login passwords will have been sent in a separate email. Please contact the school office if you do not have this.

Please remind your child about the importance of e-safety and not sharing their password with other people.



Tritlington First School Remote Education Guide Early Years / Year 1

Responsible Internet Use

Appendix 1 - this is the acceptable use agreement we discuss with pupils in school. It is important that parents/carers reinforce these messages if their child is learning online at home. If possible, parents should also set age appropriate parental controls with their home internet provider.

We suggest that pupils in Early Years spend no longer than 30 minutes online in any session. Pupils in Years 1 and 2 should take a 15 minute active screen break, every hour and pupils in Years 3 and 4, a ten minute active screen break every hour.

Tritlington First School Rules for Responsible Internet Use

Early Years Pupil Acceptable Use Agreement / e-Safety Rules

This is how we stay safe when we use computers:

- I will ask a teacher or suitable adult if I want to use the computers / tablets
- I will only use activities that a teacher or suitable adult has told or allowed me to use
- I will take care of the computer and other equipment
- I will ask for help from a teacher or suitable adult if I am not sure what to do or if I think I have done something wrong
- I will tell a teacher or suitable adult if I see something that upsets me on the screen
- I know that if I break the rules I might not be allowed to use a computer / tablet